



PR24e

Production Range



PERFORMANCE IN MOTION



# **FliteTop® Matveyor® ULTOP®**









# Materials

## Steel and Thermoplastic Chains, Modular Belts





	Type	Description	Features
STEEL	S	<b>Carbon Steel</b>	Through hardened carbon steel. Surface and core hardness of 43 HRC. Excellent strength and wear resistance. Not suitable in presence of water.
	SS - 4	<b>Ferritic Stainless Steel</b>	Cold rolled ferritic stainless steel. Good wear, mechanical and corrosion resistance. For food & beverage applications.
	P	<b>PRIMA Superior Grade Ferritic Stainless Steel</b>	Superior grade of cold rolled special ferritic stainless steel. Special Cr-Ni alloy offering very good wear and mechanical properties. Particularly suitable for high productivity lines (combiners and inliners).
	SS	<b>Austenitic Stainless Steel</b>	Cr-Ni austenitic cold rolled stainless steel. It guarantees the best corrosion resistance to withstand chemical attack. It offers very good wear resistance, due to work hardening and homogeneous chemical structure.
ACETAL POM	WA <i>White</i>	<b>White Acetal</b>	DuPont™ Delrin® homopolymer acetal resin.
	UP <i>Dark Brown</i>	<b>Ultra Performance Homopolymer Derlin®</b>	DuPont™ Delrin® Ultra Performance special homopolymer acetal resin. Particularly suitable for applications where low coefficient of friction and contained dusting are needed.
	DKK <sup>2</sup> <i>Dark Green</i>	<b>Special Derlin® Reinforced with Kevlar®</b>	<b>Next generation material, based on a Delrin® acetal resin reinforced with Kevlar®,</b> developed by REGINA and DuPont™, able to reach the lowest coefficient of friction with maximum wear resistance. Thanks to the superior properties of DKK <sup>2</sup> , the usage of lubricants can be drastically reduced or even eliminated without losing performance in conveyor applications.
	NEW <b>e-F.A.S.T.<sup>ER</sup></b> <i>Blue</i>	<b>Ecological Friction Abating Sliding Thermoplastic</b>	Ultimate dry running homopolymer acetal resin developed combining REGINA field expertise with DuPont™ centenarian acetal resin knowledge. Today's standards for high performance filling lines require a combination of high speed and high productivity, while reducing or eliminating lubrication. REGINA e-F.A.S.T. <sup>ER</sup> material is capable of exceeding such standards, thanks to its unique characteristic of delivering a much lower and constant coefficient of friction over time in dry or almost dry running conditions vs. other plastic chains.
	AS <i>Black</i>	<b>Antistatic Acetal Resin</b>	Conductive acetal resin particularly suitable for all applications where static charges on the chain must be avoided.
POLYAMIDE	AR <i>Black</i>	<b>Abrasion Resistance Polyamide</b>	Suitable for glass manufacturing applications. Reinforced polyamide with excellent wear resistance and low dusting. Only for dry running applications.
POLYPROPYLENE	P <i>Light Blue</i>	<b>Reinforced Polypropylene</b>	For FliteTop® Chains. Reinforced polypropylene that guarantees the best corrosion resistance to withstand chemical attack and an optimum high temperature resistance.
	PP <i>Grey</i>	<b>Special Polypropylene</b>	For Matveyor® Belts. Special polypropylene that guarantees the best corrosion resistance to withstand chemical attack and an optimum high temperature resistance.
POLYESTER	ULF <i>Light Grey</i>	<b>Ultra Low Friction Polyester Resin</b>	Polyester resin that offers good mechanical strength in combination with low coefficient of friction.

DuPont™ Delrin® and DuPont™ Kevlar® are registered trade marks of E.I. DuPont De Nemours and Associates.




## Rubbers

Type	Description	Features
RUBBER	 <b>NBR Rubber</b> <i>Black</i>	<p>NBR Rubber with hardness of 70 ShA, applied on stainless steel chains, guarantees an excellent product grip on inclined/declined conveyors, high wear resistance and superior resistance against sanitizers ordinary used in bottling industries.</p>
	 <b>Thermoplastic Rubber</b> <i>Green</i>	<p>Special Thermoplastic rubber with hardness from 50 ShA up to 70 ShA and optimum wear resistance that guarantees exceptional product grip in inclined/declined conveyors and elevators/lowerators, extending life without losing elasticity.</p>
	 <b>Heat Stabilized Thermoplastic Rubber</b> <i>Grey</i>	<p>Special Thermoplastic rubber resistant to high temperatures, with hardness from 45 ShA to 70 ShA, for rinser and cap sterilizer applications.</p>
	 <b>EPDM Rubber</b> <i>Dark Grey</i>	<p>For gripper chain series. EPDM rubber with hardness of 60 ShA guarantees an excellent grip and high temperature resistance.</p>
	 <b>EPDM Rubber</b> <i>Grey</i>	
 <b>EPDM Rubber</b> <i>Black</i>		

## Base Roller Chains

Type	Description	Features
STEEL	 <b>Carbon Steel</b>	<p>Through hardened carbon steel. Excellent strength and wear resistance.</p>
	 <b>Stainless Steel</b>	<p>Stainless Steel for the best corrosion resistance to withstand chemical attack. Prelubricated with high performance lube suitable for the food industry (USDA H1 approved) which guarantees long-lasting effect for the chain.</p>
	 <b>Maintenance free carbon steel</b>	<p>For "lube-free" applications. ENDURO maintenance free chains outlast standard chains without periodic lubrication. The unique technology and "heavy wall" design of the sintered bushing ensures excellent wear resistance.</p>
	 <b>Carbon Steel Nickel Plated</b>	<p>Through hardened carbon steel and electroless nickel plating for good corrosion resistance. Excellent strength and wear resistance.</p>

## Sprockets and Turning Discs

Type	Description	Features
POLYAMIDE	 <b>Polyamide</b> <i>White</i>	<p>For sprockets. Machined polyamide that guarantees toughness combined with wear and abrasion resistance.</p>
	 <b>Reinforced Polyamide</b> <i>Black</i>	<p>For sprockets and turning discs. Moulded polyamide reinforced with glass fibers allowing higher strength and excellent abrasion resistance.</p>
ACETAL POM	 <b>White Acetal</b> <i>White</i>	<p>For sprockets 3000 series. DuPont™ Delrin® homopolymer acetal resin.</p>

## Curves and Static Nosebar

Type	Description	Features
POLYETHYLENE	 Green	<b>UHMWPE</b> For Magnetic and Low Pin Center curves. Ultra high molecular weight polyethylene (about 7 million gr/mole) with good wear resistance and low coefficient of friction.
	 Blue	<b>High performance Self-Lubricating UHMWPE</b> For Magnetic, TAB, Bevel and Low Pin Center curves. New ultimate Ultra High Molecular Weight Polyethylene (molecular density of 9.000.000 g/mol), developed and produced in-house by REGINA. Thanks to special lube additives compounded with the material, provides superior sliding performance and excellent wear resistance of chains and belts in most critical conveying applications characterized by high-speeds, dry running conditions, high abrasion.
	 Black	<b>UHMWPE</b> For Bevel and TAB curves. Ultra high molecular weight polyethylene with good wear and abrasion resistance.
	 Grey	<b>Self-Lubricating UHMWPE</b> For 1/2" pitch belts nosebar. High grade of ultra high molecular weight polyethylene (about 7-9 million gr/mole) with optimum wear and abrasion resistance, combined with advanced lubricant for excellent sliding properties.
POLY AMIDE	 Yellow	<b>Oil-Filled PA</b> For Magnetic, TAB, Bevel and Low Pin Center curves. Special high grade and oil-filled polyamide, with superior abrasion resistance and extremely high PV limit. Dry running only.

## Conveyor Components

Type	Description	Features
ACETAL POM	 Dark Grey	<b>Acetal Resin</b> For combs. Good wear resistance and low coefficient of friction.
POLYETHYLENE	 Black	<b>High Density Polyethylene</b> For return rollers, product side guide and shoe guide. High density polyethylene with low coefficient of friction and good wear resistance.
	 Grey	
	 Green	
	 Green	<b>UHMWPE</b> For wear strips. Ultra high molecular weight polyethylene with reduced coefficient of friction and high wear resistance.
	 Black	<b>High performance Self-Lubricating UHMWPE</b> For wear strips. New ultimate Ultra High Molecular Weight Polyethylene (molecular density of 9.000.000 g/mol), developed and produced in-house by REGINA. Thanks to special lube additives compounded with the material, provides superior sliding performance and excellent wear resistance of chains and belts in most critical conveying applications characterized by high-speeds, dry running conditions, high abrasion.
POLYPROPYLENE	 Blue	<b>Polypropylene</b> For guide flanges. Lightweight material that offers optimum chemical and high temperature resistance.
	 Black	

# Applications

<b>FliteTop®</b> <b>CHAINS</b>			PRODUCTS				
			STEEL CHAINS				
			Carbon Steel <input type="checkbox"/> S	Ferritic <input type="checkbox"/> SS-4 <input type="checkbox"/> P	Austenitic <input type="checkbox"/> SS	PHD Series*	Rubberized Series <input type="checkbox"/> NBR
<b>FOOD / BEVERAGE / BOTTLING APPLICATIONS</b>	<b>CONVEYED PRODUCTS</b>  <b>CANS (2-3 PIECES)</b>	Depalletizer					
		Inliner/combiner					
		Mass conveyors					
		Accumulation tables					
		Sterilizers / Rinsers Elevators / Lowerators					
		Infeed packaging machines					
		Packaging machines					
		Packaged products convey					
	Inclined conveyors						
	<b>PET BOTTLES</b>	Inliner/combiner					
		Mass conveyors					
		Accumulation tables					
		Sterilizers / Rinsers Elevators / Lowerators					
		Infeed packaging machines					
		Packaging machines					
Packaged products convey							
Inclined conveyors							
<b>GLASS BOTTLES**</b>	Depalletizer						
	Inliner/combiner						
	Mass conveyors						
	Accumulation tables						
	Sterilizers / Rinsers Elevators / Lowerators						
	Infeed packaging machines						
	Packaging machines						
	Packaged products convey						
Inclined conveyors							
<b>GLASS MFG.</b>	<b>GLASS BOTTLES</b>	Inliner/combiner					
		Mass conveyors					
		Accumulation tables					
		Palletizer					
		Omega / Blowing Machines					
<b>SPECIAL APPLICATIONS</b>	<b>AUTOMOTIVE / MECHANICAL IND.</b>	Conveyors lines					
	<b>CHEMICAL, DETERGENTS, PHARMACEUTICAL AND COSMETICS IND.</b>	Conveyors lines					
	<b>DAIRY IND.</b>	Conveyors lines					

\* PHD Series features PRIMA material plates and hardened martensitic stainless steel pins.

\*\* In case of returnable glass bottles, please contact REGINA Application Engineers.





# Matveyor® ULTOP® CHAINS/ BELTS

CONVEYED  
PRODUCTS

## PRODUCTS

NANO- PITCH ( 8mm)	LIGHT DUTY SHORT PITCH ( ½")						LIGHT DUTY (1" PITCH)		
	600 610 300	500 200	HF 510 HFS 510 HF 200	611 RR611 HF500	LBP610	650M	1600	1500	1501

FOOD / BEVERAGE / BOTTLING APPLICATIONS	CONVEYED PRODUCTS	APPLICATION	PRODUCTS																		
			8300	600 610 300	500 200	HF 510 HFS 510 HF 200	611 RR611 HF500	LBP610	650M	1600	1500	1501									
CANS (2-3 PIECES)	Depalletizer																				
	Inliner/combiner																				
	Mass conveyors																				
	Accumulation tables																				
	Warmer																				
	Infeed packaging machines																				
	Packaging machines																				
Packaged products convey																					
PET BOTTLES	Inliner/combiner																				
	Mass conveyors																				
	Accumulation tables																				
	Warmer																				
	Infeed packaging machines																				
	Packaging machines																				
	Packaged products convey																				
GLASS BOTTLES	Depalletizer																				
	Inliner/combiner																				
	Mass conveyors																				
	Accumulation tables																				
	Pasteurizer																				
	Infeed packaging machines																				
	Packaging machines																				
	Packaged products convey																				
GLASS MFG.	GLASS BOTTLES	Inliner/combiner																			
	Mass conveyors																				
	Accumulation tables																				
	Palletizer																				
SPECIAL APPLICATIONS	PHARMACEUTICAL DETERGENT COSMETICS CONTAINERS	Conveyors lines																			
	BAKERY	Conveyors lines																			
	PAPER/ CARDBOARD	Conveyors lines																			





## Straight Running Steel Chains




915 – Single Hinge, Reduced Plate Gap (1,6 mm)											
Width		Pitch		Thickness		Gap		Hinge		Materials	
inch	mm	inch	mm	inch	mm	inch	mm	inch	mm	Plate	
2 ¼	57,1	1 ½	38,1	0.118	3	0.063	1,6	1.654	42		P
2 ½	63,5	1 ½	38,1	0.118	3	0.063	1,6	1.654	42		P
2 ¾	66,7	1 ½	38,1	0.118	3	0.063	1,6	1.654	42		P
3 ¼	82,6	1 ½	38,1	0.118	3	0.063	1,6	1.654	42	S	SS-4 P SS
3.30	83,8	1 ½	38,1	0.118	3	0.063	1,6	1.654	42		SS-4 P
3 ½	88,9	1 ½	38,1	0.118	3	0.063	1,6	1.654	42		P
4	101,6	1 ½	38,1	0.118	3	0.063	1,6	1.654	42	S	P SS
4 ½	114,3	1 ½	38,1	0.118	3	0.063	1,6	1.654	42	S	SS-4 P SS
6	152,4	1 ½	38,1	0.118	3	0.063	1,6	1.654	42	S	P SS
7 ½	190,5	1 ½	38,1	0.118	3	0.063	1,6	1.654	42	S	SS-4 P SS




PHD 915 – Single Hinge, Reduced Plate Gap (1,6 mm), Heat Treated Pin											
Width		Pitch		Thickness		Gap		Hinge		Materials	
inch	mm	inch	mm	inch	mm	inch	mm	inch	mm	Plate	
3 ¼	82,6	1 ½	38,1	0.118	3	0.063	1,6	1.654	42		P
3.30	83,8	1 ½	38,1	0.118	3	0.063	1,6	1.654	42		P
4 ½	114,3	1 ½	38,1	0.118	3	0.063	1,6	1.654	42		P
7 ½	190,5	1 ½	38,1	0.118	3	0.063	1,6	1.654	42		P



2815 – Double Hinge											
Width		Pitch		Thickness		Gap		Hinge		Materials	
inch	mm	inch	mm	inch	mm	inch	mm	inch	mm	Plate	
7 ½	190,5	1 ½	38,1	0.118	3	0.071	1,8	3.150	80	S	SS-4 P SS



PHD 2815 – Double Hinge, Heat Treated Pin											
Width		Pitch		Thickness		Gap		Hinge		Materials	
inch	mm	inch	mm	inch	mm	inch	mm	inch	mm	Plate	
7 ½	190,5	1 ½	38,1	0.118	3	0.071	1,8	3.150	80		P



PHD 9157 – Heavy Duty Single Hinge, Reduced Plate Gap, Heat Treated Pin											
Width		Pitch		Thickness		Gap		Hinge		Materials	
inch	mm	inch	mm	inch	mm	inch	mm	inch	mm	Plate	
7 ½	190,5	1 ½	38,1	0.118	3	0.063	1,6	2.244	57		P



803 – Mini Hinge											
Width		Pitch		Thickness		Gap		Hinge		Materials	
inch	mm	inch	mm	inch	mm	inch	mm	inch	mm	Plate	
1 ¼	31,8	1 ½	38,1	0.118	3	0.110	2,8	0.866	22		P
1 ¾	44,5	1 ½	38,1	0.118	3	0.110	2,8	0.866	22		P

## Sideflexing Steel Chains



881 - Bevel											
Width		Pitch		Thickness		Sideflexing Radius		Hinge		Materials	
inch	mm	inch	mm	inch	mm	inch	mm	inch	mm	Plate	
3 ¼	82,6	1 ½	38,1	0.118	3	18	457,2	1.693	43	S	SS
4 ½	114,3	1 ½	38,1	0.118	3	24	609,6	1.693	43	S	SS
7 ½	190,5	1 ½	38,1	0.118	3	24	609,6	1.693	43	S	SS




981 - Bevel, Reduced Plate Gap											
Width		Pitch		Thickness		Sideflexing Radius		Hinge		Materials	
inch	mm	inch	mm	inch	mm	inch	mm	inch	mm	Plate	
3 ¼	82,6	1 ½	38,1	0.118	3	18	457,2	1.693	43	P	
3.30	83,8	1 ½	38,1	0.118	3	18	457,2	1.693	43	P	
4 ½	114,3	1 ½	38,1	0.118	3	24	609,6	1.693	43	P	
7 ½	190,5	1 ½	38,1	0.118	3	24	609,6	1.693	43	P	



881T - TAB											
Width		Pitch		Thickness		Sideflexing Radius		Hinge		Materials	
inch	mm	inch	mm	inch	mm	inch	mm	inch	mm	Plate	
3 ¼	82,6	1 ½	38,1	0.118	3	18	457,2	1.693	43	S	SS
4 ½	114,3	1 ½	38,1	0.118	3	24	609,6	1.693	43	S	SS
7 ½	190,5	1 ½	38,1	0.118	3	24	609,6	1.693	43	S	SS




981T - TAB, Reduced Plate Gap											
Width		Pitch		Thickness		Sideflexing Radius		Hinge		Materials	
inch	mm	inch	mm	inch	mm	inch	mm	inch	mm	Plate	
3 ¼	82,6	1 ½	38,1	0.118	3	18	457,2	1.693	43	P	
3.30	83,8	1 ½	38,1	0.118	3	18	457,2	1.693	43	P	
4 ½	114,3	1 ½	38,1	0.118	3	24	609,6	1.693	43	P	
7 ½	190,5	1 ½	38,1	0.118	3	24	609,6	1.693	43	P	



981M - Magnetic, Reduced Plate Gap											
Width		Pitch		Thickness		Sideflexing Radius		Hinge		Materials	
inch	mm	inch	mm	inch	mm	inch	mm	inch	mm	Plate	
3 ¼	82,6	1 ½	38,1	0.118	3	19.685	500	1.654	42	SS-4	P
3.30	83,8	1 ½	38,1	0.118	3	19.685	500	1.654	42	SS-4	P
4 ½	114,3	1 ½	38,1	0.118	3	19.685	500	1.654	42	SS-4	P
7 ½	190,5	1 ½	38,1	0.118	3	19.685	500	1.654	42	SS-4	P



PHD 981M - Magnetic, Reduced Plate Gap, Heat Treated Pin											
Width		Pitch		Thickness		Sideflexing Radius		Hinge		Materials	
inch	mm	inch	mm	inch	mm	inch	mm	inch	mm	Plate	
3 ¼	82,6	1 ½	38,1	0.118	3	19.685	500	1.654	42	P	
3.30	83,8	1 ½	38,1	0.118	3	19.685	500	1.654	42	P	
4 ½	114,3	1 ½	38,1	0.118	3	19.685	500	1.654	42	P	
7 ½	190,5	1 ½	38,1	0.118	3	19.685	500	1.654	42	P	



PHD 9857M - Magnetic, Heavy Duty Single Hinge, Heat Treated Pin											
Width		Pitch		Thickness		Sideflexing Radius		Hinge		Materials	
inch	mm	inch	mm	inch	mm	inch	mm	inch	mm	Plate	
7 ½	190,5	1 ½	38,1	0.118	3	29.528	750	2.244	57	P	




<b>982T – TAB, Reduced Sideflexing Radius</b>											
Width		Pitch		Thickness		Sideflexing Radius		Hinge		Materials	
inch	mm	inch	mm	inch	mm	inch	mm	inch	mm	Plate	
3 ¼	82,6	1 ½	38,1	0.118	3	7.874	200	1.693	43	SS	

# ***FliteTop***<sup>®</sup>


## Rubberized Surface Steel Chains




<b>PHDG 915 – Straight Running, Single Hinge, Heat Treated Pin</b>											
Width		Pitch		Thickness		Gap		Hinge		Materials	
inch	mm	inch	mm	inch	mm	inch	mm	inch	mm	Plate	Rubber
3 ¼	82,6	1 ½	38,1	0.118	3	0.063	1,6	1.654	42	P	NBR
4 ½	114,3	1 ½	38,1	0.118	3	0.063	1,6	1.654	42	P	NBR
7 ½	190,5	1 ½	38,1	0.118	3	0.063	1,6	1.654	42	P	NBR




<b>PHDG 2815 – Straight Running, Double hinge, Heat Treated Pin</b>											
Width		Pitch		Thickness		Gap		Hinge		Materials	
inch	mm	inch	mm	inch	mm	inch	mm	inch	mm	Plate	Rubber
7 ½	190,5	1 ½	38,1	0.118	3	0.071	1,8	3.150	80	P	NBR




<b>PHDG 9157 – Straight Running, Heavy Duty Single Hinge, Heat Treated Pin</b>											
Width		Pitch		Thickness		Gap		Hinge		Materials	
inch	mm	inch	mm	inch	mm	inch	mm	inch	mm	Plate	Rubber
7 ½	190,5	1 ½	38,1	0.118	3	0.063	1,6	2.244	57	P	NBR



<b>PHDG 981T – Sideflexing TAB, Heat Treated Pin</b>											
Width		Pitch		Thickness		Sideflexing Radius		Hinge		Materials	
inch	mm	inch	mm	inch	mm	inch	mm	inch	mm	Plate	Rubber
3 ¼	82,6	1 ½	38,1	0.118	3	18	457,2	1.693	43	P	NBR
7 ½	190,5	1 ½	38,1	0.118	3	24	609,6	1.693	43	P	NBR



<b>PHDG 981M – Sideflexing Magnetic, Heat Treated Pin</b>											
Width		Pitch		Thickness		Sideflexing Radius		Hinge		Materials	
inch	mm	inch	mm	inch	mm	inch	mm	inch	mm	Plate	Rubber
3 ¼	82,6	1 ½	38,1	0.118	3	18	457,2	1.693	43	P	NBR
7 ½	190,5	1 ½	38,1	0.118	3	24	609,6	1.693	43	P	NBR



<b>PHDG 9857M – Sideflexing Magnetic, Heavy Duty Single Hinge, Heat Treated Pin</b>											
Width		Pitch		Thickness		Sideflexing Radius		Hinge		Materials	
inch	mm	inch	mm	inch	mm	inch	mm	inch	mm	Plate	Rubber
7 ½	190,5	1 ½	38,1	0.118	3	29.528	750	2.244	57	P	NBR

## Straight Running Plastic Chains




820 – Single Hinge												
Width		Pitch		Thickness		Backflexing Radius		Hinge		Materials		
inch	mm	inch	mm	inch	mm	inch	mm	inch	mm	Plate		
3 ¼	82,6	1 ½	38,1	0.157	4	1.575	40	1.638	41,6	UP	DK <sup>2</sup> AR	<b>NEW</b> e-FAST <sup>2</sup>
3.30	83,8	1 ½	38,1	0.157	4	1.575	40	1.638	41,6	UP	DK <sup>2</sup>	e-FAST <sup>2</sup>
4	101,6	1 ½	38,1	0.157	4	1.575	40	1.638	41,6	UP		
4 ½	114,3	1 ½	38,1	0.157	4	1.575	40	1.638	41,6	UP	DK <sup>2</sup> AR	e-FAST <sup>2</sup>
6	152,4	1 ½	38,1	0.157	4	1.575	40	1.638	41,6	UP		
7.50	190,5	1 ½	38,1	0.157	4	1.575	40	1.638	41,6	UP	DK <sup>2</sup>	




828 – Reinforced Single Hinge, Reduced Plate Gap												
Width		Pitch		Thickness		Backflexing Radius		Hinge		Materials		
inch	mm	inch	mm	inch	mm	inch	mm	inch	mm	Plate		
3 ¼	82,6	1 ½	38,1	0.157	4	1.575	40	1.654	42	UP	DK <sup>2</sup> AR	<b>NEW</b> e-FAST <sup>2</sup>
3.30	83,8	1 ½	38,1	0.157	4	1.575	40	1.654	42	UP	DK <sup>2</sup>	e-FAST <sup>2</sup>
4 ½	114,3	1 ½	38,1	0.157	4	1.575	40	1.654	42	UP	DK <sup>2</sup> AR	e-FAST <sup>2</sup>



831 – Single Hinge, Reinforced Top Plate											
Width		Pitch		Thickness		Backflexing Radius		Hinge		Materials	
inch	mm	inch	mm	inch	mm	inch	mm	inch	mm	Plate	
3 ¼	82,6	1 ½	38,1	0.189	4,8	1.575	40	1.638	41,6	UP	DK <sup>2</sup>
3.30	83,8	1 ½	38,1	0.189	4,8	1.575	40	1.638	41,6	UP	DK <sup>2</sup>
4 ½	114,3	1 ½	38,1	0.189	4,8	1.575	40	1.638	41,6	UP	DK <sup>2</sup>
7.50	190,5	1 ½	38,1	0.189	4,8	1.575	40	1.638	41,6	UP	DK <sup>2</sup>



821 – Double Hinge, Reinforced Top Plate											
Width		Pitch		Thickness		Backflexing Radius		Hinge		Materials	
inch	mm	inch	mm	inch	mm	inch	mm	inch	mm	Plate	
7 ½	190,5	1 ½	38,1	0.189	4,8	1.575	40	5.374	136,5	UP	DK <sup>2</sup>
10	254	1 ½	38,1	0.189	4,8	1.575	40	5.374	136,5	UP	
12	304,8	1 ½	38,1	0.189	4,8	1.575	40	5.374	136,5	UP	



8257 – Heavy Duty Single Hinge, Reinforced Top Plate										
Width		Pitch		Thickness		Backflexing Radius		Hinge		Materials
inch	mm	inch	mm	inch	mm	inch	mm	inch	mm	Plate
7 ½	190,5	1 ½	38,1	0.189	4,8	1.575	40	2.244	57	UP
10	254	1 ½	38,1	0.189	4,8	1.575	40	2.244	57	UP
12	304,8	1 ½	38,1	0.189	4,8	1.575	40	2.244	57	UP


## Sideflexing Plastic Chains




880 – Bevel											
Width		Pitch		Thickness		Sideflexing Radius		Hinge		Materials	
inch	mm	inch	mm	inch	mm	inch	mm	inch	mm	Plate	
3 ¼	82,6	1 ½	38,1	0.157	4	18	457,2	1.693	43	UP	AR
4 ½	114,3	1 ½	38,1	0.157	4	19,685	500	1.693	43	UP	AR




880T – TAB											
Width		Pitch		Thickness		Sideflexing Radius		Hinge		Materials	
inch	mm	inch	mm	inch	mm	inch	mm	inch	mm	Plate	
3 ¼	82,6	1 ½	38,1	0.157	4	18	457,2	1.689	42,9	UP	DK <sup>2</sup> AR e-FAST <sup>2</sup>
3.30	83,8	1 ½	38,1	0.157	4	18	457,2	1.689	42,9	UP	DK <sup>2</sup> AR e-FAST <sup>2</sup>
4 ½	114,3	1 ½	38,1	0.157	4	19.685	500	1.689	42,9	UP	DK <sup>2</sup> AR e-FAST <sup>2</sup>




880M RG – Magnetic, Reduced Plate Gap											
Width		Pitch		Thickness		Sideflexing Radius		Hinge		Materials	
inch	mm	inch	mm	inch	mm	inch	mm	inch	mm	Plate	
3 ¼	82,6	1 ½	38,1	0.157	4	19.685	500	1.654	42	UP	DK <sup>2</sup> AR e-FAST <sup>2</sup>
3.30	83,8	1 ½	38,1	0.157	4	19.685	500	1.654	42	UP	DK <sup>2</sup> AR e-FAST <sup>2</sup>
4 ½	114,3	1 ½	38,1	0.157	4	19.685	500	1.654	42	UP	DK <sup>2</sup> AR e-FAST <sup>2</sup>



879 – Bevel, Reinforced Top Plate										
Width		Pitch		Thickness		Sideflexing Radius		Hinge		Materials
inch	mm	inch	mm	inch	mm	inch	mm	inch	mm	Plate
3 ¼	82,6	1 ½	38,1	0.189	4,8	18	457,2	1.693	43	UP
4 ½	114,3	1 ½	38,1	0.189	4,8	19.685	500	1.693	43	UP




879T – TAB, Reinforced Top Plate											
Width		Pitch		Thickness		Sideflexing Radius		Hinge		Materials	
inch	mm	inch	mm	inch	mm	inch	mm	inch	mm	Plate	
3 ¼	82,6	1 ½	38,1	0.189	4,8	18	457,2	1.689	42,9	UP	DK <sup>2</sup>
3.30	83,8	1 ½	38,1	0.189	4,8	18	457,2	1.689	42,9	UP	DK <sup>2</sup>
4 ½	114,3	1 ½	38,1	0.189	4,8	19.685	500	1.689	42,9	UP	DK <sup>2</sup>




882 – Bevel, Heavy Duty Single Hinge, Reinforced Top plate										
Width		Pitch		Thickness		Sideflexing Radius		Hinge		Materials
inch	mm	inch	mm	inch	mm	inch	mm	inch	mm	Plate
4 ½	114,3	1 ½	38,1	0.189	4,8	24	609,6	2.402	61	UP
7 ½	190,5	1 ½	38,1	0.189	4,8	24	609,6	2.402	61	UP
10	254	1 ½	38,1	0.189	4,8	24	609,6	2.402	61	UP
12	304,8	1 ½	38,1	0.189	4,8	24	609,6	2.402	61	UP



882T – TAB, Heavy Duty Single Hinge, Reinforced Top plate											
Width		Pitch		Thickness		Sideflexing Radius		Hinge		Materials	
inch	mm	inch	mm	inch	mm	inch	mm	inch	mm	Plate	
4 ½	114,3	1 ½	38,1	0.189	4,8	24	609,6	2.244	57	UP	DK <sup>2</sup> e-FAST <sup>2</sup>
6	152,4	1 ½	38,1	0.189	4,8	24	609,6	2.244	57	UP	DK <sup>2</sup>
7 ½	190,5	1 ½	38,1	0.189	4,8	24	609,6	2.244	57	UP	DK <sup>2</sup>
10	254	1 ½	38,1	0.189	4,8	24	609,6	2.244	57	UP	
12	304,8	1 ½	38,1	0.189	4,8	24	609,6	2.244	57	UP	



882M – Magnetic, Heavy Duty Single Hinge, Reinforced Top Plate										
Width		Pitch		Thickness		Sideflexing Radius		Hinge		Materials
inch	mm	inch	mm	inch	mm	inch	mm	inch	mm	Plate
7 ½	190,5	1 ½	38,1	0.189	4,8	24	609,6	2.244	57	UP
10	254	1 ½	38,1	0.189	4,8	24	609,6	2.244	57	UP
12	304,8	1 ½	38,1	0.189	4,8	24	609,6	2.244	57	UP




878T – TAB, Reinforced Top Plate, Reduced Sideflexing Radius											
Width		Pitch		Thickness		Sideflexing Radius		Hinge		Materials	
inch	mm	inch	mm	inch	mm	inch	mm	inch	mm	Plate	
3 ¼	82,6	1 ½	38,1	0.189	4,8	7.874	200	1.689	42,9	UP	DK <sup>2</sup> AR




880TA – TAB, Vacuum Series											
Width		Pitch		Thickness		Sideflexing Radius		Hinge		Materials	
inch	mm	inch	mm	inch	mm	inch	mm	inch	mm	Plate	Rubber
3 ¼	82,6	1 ½	38,1	0,157	4	18	457,2	1,689	42,9	UP	TPE

# FliteTop®


## Rubberized Surface Plastic Chains



HFX 820 – Straight Running, Single Hinge												
Width		Pitch		Thickness		Backflexing Radius		Hinge		Materials		
inch	mm	inch	mm	inch	mm	inch	mm	inch	mm	Plate	Rubber	
3 ¼	82,6	1 ½	38,1	0,157	4	1,575	40	1,638	41,6	UP	TPE	
4	101,6	1 ½	38,1	0,157	4	1,575	40	1,638	41,6	UP	TPE	
4 ½	114,3	1 ½	38,1	0,157	4	1,575	40	1,638	41,6	UP	TPE	
6	152,4	1 ½	38,1	0,157	4	1,575	40	1,638	41,6	UP	TPE	
7 ½	190,5	1 ½	38,1	0,157	4	1,575	40	1,638	41,6	UP	TPE	




HFX 821 – Straight Running, Double Hinge												
Width		Pitch		Thickness		Backflexing Radius		Hinge		Materials		
inch	mm	inch	mm	inch	mm	inch	mm	inch	mm	Plate	Rubber	
7 ½	190,5	1 ½	38,1	0,189	4,8	1,575	40	5,374	136,5	UP	TPE	
10	254	1 ½	38,1	0,189	4,8	1,575	40	5,374	136,5	UP	TPE	
12	304,8	1 ½	38,1	0,189	4,8	1,575	40	5,374	136,5	UP	TPE	




HFX 8257 – Straight Running, Heavy Duty Single Hinge												
Width		Pitch		Thickness		Backflexing Radius		Hinge		Materials		
inch	mm	inch	mm	inch	mm	inch	mm	inch	mm	Plate	Rubber	
7 ½	190,5	1 ½	38,1	0,189	4,8	1,575	40	2,244	57	UP	TPE	
10	254	1 ½	38,1	0,189	4,8	1,575	40	2,244	57	UP	TPE	
12	304,8	1 ½	38,1	0,189	4,8	1,575	40	2,244	57	UP	TPE	




HFX 880T – Sideflexing TAB												
Width		Pitch		Thickness		Sideflexing Radius		Hinge		Materials		
inch	mm	inch	mm	inch	mm	inch	mm	inch	mm	Plate	Rubber	
3 ¼	82,6	1 ½	38,1	0,157	4	18	457,2	1,689	42,9	UP	TPE	
4 ½	114,3	1 ½	38,1	0,157	4	19,685	500	1,689	42,9	UP	TPE	



HFX 882T – Sideflexing TAB, Heavy Duty Single Hinge												
Width		Pitch		Thickness		Sideflexing Radius		Hinge		Materials		
inch	mm	inch	mm	inch	mm	inch	mm	inch	mm	Plate	Rubber	
4 ½	114,3	1 ½	38,1	0,189	4,8	24	609,6	2,244	57	UP	TPE	
7 ½	190,5	1 ½	38,1	0,189	4,8	24	609,6	2,244	57	UP	TPE	
10	254	1 ½	38,1	0,189	4,8	24	609,6	2,244	57	UP	TPE	
12	304,8	1 ½	38,1	0,189	4,8	24	609,6	2,244	57	UP	TPE	



HFX 882M – Sideflexing Magnetic, Heavy Duty Single Hinge												
Width		Pitch		Thickness		Sideflexing Radius		Hinge		Materials		
inch	mm	inch	mm	inch	mm	inch	mm	inch	mm	Plate	Rubber	
7 ½	190,5	1 ½	38,1	0,189	4,8	24	609,6	2,244	57	UP	TPE	
10	254	1 ½	38,1	0,189	4,8	24	609,6	2,244	57	UP	TPE	
12	304,8	1 ½	38,1	0,189	4,8	24	609,6	2,244	57	UP	TPE	



<b>HFX 1873T</b> – Two-piece, Sideflexing TAB, 3/4" Pitch													
Width		Pitch		Thickness		Sideflexing Radius		Hinge		Materials			
inch	mm	inch	mm	inch	mm	inch	mm	inch	mm	Base chain	Flight	UP	Rubber
3 1/4	82,6	3/4	19,05	0.157	4	14	355,6	1.264	32,1	S	SS	UP	TPE
4 1/2	114,3	3/4	19,05	0.157	4	14	355,6	1.264	32,1	S	SS	UP	TPE
6	152,4	3/4	19,05	0.157	4	18	457,2	1.264	32,1	S	SS	UP	TPE
7 1/2	190,5	3/4	19,05	0.157	4	18	457,2	1.264	32,1	S	SS	UP	TPE
10	254	3/4	19,05	0.157	4	18	457,2	1.264	32,1	S	SS	UP	TPE
12	304,8	3/4	19,05	0.157	4	24	609,6	1.264	32,1	S	SS	UP	TPE

# FliteTop® Two-Piece Chains



<b>1864</b> – Straight Running, Steel Flights, 3/4" Pitch													
Width		Pitch		Thickness		Gap		Hinge		Materials			
inch	mm	inch	mm	inch	mm	inch	mm	inch	mm	Base chain	Flight	UP	Rubber
3 1/4	82,6	3/4	19,05	0.118	3	0.126	3,2	1.063	27	S	SS	S	SS
4 1/2	114,3	3/4	19,05	0.118	3	0.126	3,2	1.063	27	S	SS	S	SS
6	152,4	3/4	19,05	0.118	3	0.126	3,2	1.063	27	S	SS	S	SS
7 1/2	190,5	3/4	19,05	0.118	3	0.126	3,2	1.063	27	S	SS	S	SS



<b>1874T</b> – Sideflexing TAB, Steel Flights, 3/4" Pitch, Flight Gap 8,2 mm													
Width		Pitch		Thickness		Sideflexing Radius		Hinge		Materials			
inch	mm	inch	mm	inch	mm	inch	mm	inch	mm	Base chain	Flight	UP	Rubber
3 1/4	82,6	3/4	19,05	0.118	3	15	381	1.252	31,8	S	SS	S	SS
4 1/2	114,3	3/4	19,05	0.118	3	15	381	1.252	31,8	S	SS	S	SS
6	152,4	3/4	19,05	0.118	3	18	457,2	1.252	31,8	S	SS	S	SS
7 1/2	190,5	3/4	19,05	0.118	3	24	609,6	1.252	31,8	S	SS	S	SS



<b>1874TM</b> – Sideflexing Tab, Steel Flights, 3/4" Pitch, Reduced Flight Gap 5,7 mm													
Width		Pitch		Thickness		Sideflexing Radius		Hinge		Materials			
inch	mm	inch	mm	inch	mm	inch	mm	inch	mm	Base chain	Flight	UP	Rubber
4 1/2	114,3	3/4	19,05	0.118	3	15	381	1.252	31,8	S	SS	S	SS



<b>843</b> – Straight Running, Plastic Flights, 1/2" Pitch													
Width		Pitch		Thickness		Hinge		Materials					
inch	mm	inch	mm	inch	mm	inch	mm	Base chain	Flight	UP	Rubber	UP	Rubber
1 3/8	34,9	1/2	12,7	0.126	3,2	0.811	20,6	S	SS	UP			
2	50,8	1/2	12,7	0.126	3,2	0.811	20,6	S	SS	UP			
3 1/4	82,6	1/2	12,7	0.126	3,2	0.811	20,6	S	SS	UP			



<b>845</b> – Straight Running, Plastic Flights, 1/2" Pitch, Bidirectional													
Width		Pitch		Thickness		Gap		Hinge		Materials			
inch	mm	inch	mm	inch	mm	inch	mm	inch	mm	Base chain	Flight	UP	Rubber
1 3/8	34,9	1/2	12,7	0.126	3,2	0.008	0,2	0.811	20,6	S	SS	UP	
1.57	40	1/2	12,7	0.126	3,2	0.008	0,2	0.811	20,6	S	SS	UP	
2	50,8	1/2	12,7	0.126	3,2	0.008	0,2	0.811	20,6	S	SS	UP	



<b>RR 845</b> – Straight Running, Plastic Flights, 1/2" Pitch, Bidirectional, Raised Rib													
Width		Pitch		Thickness		Gap		Hinge		Materials			
inch	mm	inch	mm	inch	mm	inch	mm	inch	mm	Base chain	Flight	UP	Rubber
1.57	40	1/2	12,7	0.480	12,2	0.008	0,2	0.811	20,6	S+NC		UP	
2.11	53,6	1/2	12,7	0.480	12,2	0.008	0,2	0.811	20,6	S+NC		UP	






<b>HF RR 845</b> – Straight Running, Plastic Flights, ½" Pitch, Bidirectional, Rubberized Raised Rib												
Width		Pitch		Thickness		Gap		Hinge		Materials		
inch	mm	inch	mm	inch	mm	inch	mm	inch	mm	Base chain	Flight	Rubber
1.52	38,5	½	12,7	0.496	12,6	0.016	0,4	0.811	20,6	S+NC	PP	TPE
2.19	55,5	½	12,7	0.496	12,6	0.016	0,4	0.811	20,6	S+NC	PP	TPE




<b>863</b> – Straight Running, Plastic Flights, ¾" Pitch									
Width		Pitch		Thickness		Hinge		Materials	
inch	mm	inch	mm	inch	mm	inch	mm	Base chain	Flight
3 ¼	82,6	¾	19,05	0.157	4	1.343	34	S	SS UP
4 ½	114,3	¾	19,05	0.157	4	1.343	34	S	SS UP
6	152,4	¾	19,05	0.157	4	1.343	34	S	SS UP
7 ½	190,5	¾	19,05	0.157	4	1.343	34	S	SS UP



<b>1843T</b> – Sideflexing TAB, Plastic Flights, ½" Pitch												
Width		Pitch		Thickness		Sideflexing Radius		Hinge		Materials		
inch	mm	inch	mm	inch	mm	inch	mm	inch	mm	Base chain	Flight	
1 ¼	31,8	1 ½	12,7	0.126	3,2	10	254	0.787	20	S	SS	UP AR



<b>1873T</b> – Sideflexing TAB, Plastic Flights, ¾" Pitch											
Width		Pitch		Thickness		Sideflexing Radius		Hinge		Materials	
inch	mm	inch	mm	inch	mm	inch	mm	inch	mm	Base chain	Flight
3 ¼	82,6	¾	19,05	0.157	4	14	355,6	1.264	32,1	S	SS UP
4 ½	114,3	¾	19,05	0.157	4	14	355,6	1.264	32,1	S	SS UP
6	152,4	¾	19,05	0.157	4	18	457,2	1.264	32,1	S	SS UP
7 ½	190,5	¾	19,05	0.157	4	18	457,2	1.264	32,1	S	SS UP
10	254	¾	19,05	0.157	4	18	457,2	1.264	32,1	S	SS UP
12	304,8	¾	19,05	0.157	4	24	690,6	1.264	32,1	S	SS UP



<b>1863T</b> – Sideflexing TAB, Plastic Flights, ¾" Pitch, Reduced Flight Gap												
Width		Pitch		Thickness		Sideflexing Radius		Hinge		Materials		
inch	mm	inch	mm	inch	mm	inch	mm	inch	mm	Base chain	Flight	
2 ¼	57,1	¾	19,05	0.157	4	18	457,2	1.264	32,1	S	SS	UP
3 ¼	82,6	¾	19,05	0.157	4	18	457,2	1.264	32,1	S	SS	UP AR
4 ½	114,3	¾	19,05	0.157	4	18	457,2	1.264	32,1	S	SS	UP AR
7 ½	190,5	¾	19,05	0.157	4	18	609,6	1.264	32,1	S	SS	UP
12	304,8	¾	19,05	0.157	4	18	609,6	1.264	32,1	S	SS	UP
16	406,4	¾	19,05	0.157	4	29.528	750	1.264	32,1	S	SS	UP



<b>1883</b> – Spiral Chain, 1" Pitch, Integrated Bearings											
Width		Pitch		Thickness		Sideflexing Radius		Hinge		Materials	
inch	mm	inch	mm	inch	mm	inch	mm	inch	mm	Base chain	Flight
18	457,2	1	25,4	0.189	4,8	25.59	650	1.626	41,3	S	UP



<b>HFX 1883</b> – Spiral Chain, 1" Pitch, Integrated Bearings, Rubberized Flights												
Width		Pitch		Thickness		Sideflexing Radius		Hinge		Materials		
inch	mm	inch	mm	inch	mm	inch	mm	inch	mm	Base chain	Flight	Rubber
18	457,2	1	25,4	0.189	4,8	25.59	650	1.626	41,3	S	UP	TPE

# FliteTop® Gripper Chains



**GV 1874T** - Two-Piece Gripper Chains, ¾" Pitch, Steel Flights, Short Fingers

Width		Pitch		Thickness		Sideflexing Radius		Hinge		Materials		
inch	mm	inch	mm	inch	mm	inch	mm	inch	mm	Base chain	Flight	Rubber
3 ¼	82,6	¾	19,05	0.118	3	15	381	1.252	31,8	S SS	S SS	EPDM
4 ½	114,3	¾	19,05	0.118	3	15	381	1.252	31,8	S SS	S SS	EPDM




**EV 1874T** - Two-Piece Gripper Chains, ¾" Pitch, Steel Flights, Long Fingers

Width		Pitch		Thickness		Sideflexing Radius		Hinge		Materials		
inch	mm	inch	mm	inch	mm	inch	mm	inch	mm	Base chain	Flight	Rubber
3 ¼	82,6	¾	19,05	0.118	3	15	381	1.252	31,8	S SS	S SS	EPDM





**GW 1873T** - Two-Piece Gripper Chains, ¾" Pitch, Plastic Flights, Short Fingers

Width		Pitch		Thickness		Sideflexing Radius		Hinge		Materials		
inch	mm	inch	mm	inch	mm	inch	mm	inch	mm	Base chain	Flight	Rubber
3 ¼	82,6	¾	19,05	0.157	4	14	355,6	1.264	32,1	S BS SS	UP 	TPE




**EW 1873T** - Two-Piece Gripper Chains, ¾" Pitch, Plastic Flights, Long Fingers

Width		Pitch		Thickness		Sideflexing Radius		Hinge		Materials		
inch	mm	inch	mm	inch	mm	inch	mm	inch	mm	Base chain	Flight	Rubber
3 ¼	82,6	¾	19,05	0.157	4	14	355,6	1.264	32,1	S BS SS	UP 	TPE HS
4 ½	114,3	¾	19,05	0.157	4	14	355,6	1.264	32,1	S BS SS	UP 	TPE




**GD 1873T** - Two-Piece Gripper Chain, ¾" Pitch, Plastic Flights, D-Shape

Width		Pitch		Thickness		Sideflexing Radius		Hinge		Materials		
inch	mm	inch	mm	inch	mm	inch	mm	inch	mm	Base chain	Flight	Rubber
3 ¼	82,6	¾	19,05	0.157	4	14	355,6	1.264	32,1	S BS SS	UP 	TPE
7 ½	190,5	¾	19,05	0.157	4	24	609,6	1.264	32,1	SS	UP	TPE HS




**NEW** **GS 1873T** - Two-Piece Gripper Chain, ¾" Pitch, Plastic Flights, Special D-Shape

Width		Pitch		Thickness		Sideflexing Radius		Hinge		Materials		
inch	mm	inch	mm	inch	mm	inch	mm	inch	mm	Base chain	Flight	Rubber
3 ¼	82,6	¾	19,05	0.157	4	14	355,6	1.264	32,1	S BS SS	UP 	TPE



**GC 1873T** - Two-Piece Gripper Chains, ¾" Pitch, Plastic Flights, "House"-Shape

Width		Pitch		Thickness		Sideflexing Radius		Hinge		Materials		
inch	mm	inch	mm	inch	mm	inch	mm	inch	mm	Base chain	Flight	Rubber
8	203,2	¾	19,05	0.157	4	24	609,6	1.264	32,1	SS	UP	TPE HS



**EW 1843T** - Two-Piece Gripper Chains, ½" Pitch, Plastic Flights, Long Fingers

Width		Pitch		Thickness		Sideflexing Radius		Hinge		Materials		
inch	mm	inch	mm	inch	mm	inch	mm	inch	mm	Base chain	Flight	Rubber
1 ½	38,1	½	12,7	0.130	3,2	10	254	1.264	32,1	S SS	UP	TPE



<b>GW 878T</b> – One-Piece Gripper Chains, Plastic Plates, Short Fingers												
Width		Pitch		Thickness		Sideflexing Radius		Hinge		Materials		
inch	mm	inch	mm	inch	mm	inch	mm	inch	mm	Flight	Rubber	
3 ¼	82,6	1 ½	38,1	0.189	4,8	9.843	250	1.689	42,9	UP	TPE	




<b>EW 878T</b> – One-Piece Gripper Chains, Plastic Plates, Long Fingers												
Width		Pitch		Thickness		Sideflexing Radius		Hinge		Materials		
inch	mm	inch	mm	inch	mm	inch	mm	inch	mm	Flight	Rubber	
3 ¼	82,6	1 ½	38,1	0.189	4,8	9.843	250	1.689	42,9	UP	TPE	




<b>GD 878T</b> – One-Piece Gripper Chains, Plastic Plates, D-Shape												
Width		Pitch		Thickness		Sideflexing Radius		Hinge		Materials		
inch	mm	inch	mm	inch	mm	inch	mm	inch	mm	Flight	Rubber	
3 ¼	82,6	1 ½	38,1	0.189	4,8	9.843	250	1.689	42,9	UP	TPE	

# ***FliteTop***<sup>®</sup>

## LBP Chains (Low Back-Line Pressure)



<b>LBP 821</b> – Straight Running, Double Hinge												
Width		Pitch		Thickness		Backflexing Radius		Hinge		Materials		
inch	mm	inch	mm	inch	mm	inch	mm	inch	mm	Plate	Roller	
7 ½	190,5	1 ½	38,1	0.189	4,8	9.055	230	5.374	136,5	UP	UP	
10	254	1 ½	38,1	0.189	4,8	9.055	230	5.374	136,5	UP	UP	
12	304,8	1 ½	38,1	0.189	4,8	9.055	230	5.374	136,5	UP	UP	



<b>LBP 8257</b> – Straight Running, Heavy Duty Single Hinge												
Width		Pitch		Thickness		Backflexing Radius		Hinge		Materials		
inch	mm	inch	mm	inch	mm	inch	mm	inch	mm	Plate	Roller	
7 ½	190,5	1 ½	38,1	0.189	4,8	11.811	300	2.244	57	UP	UP	
10	254	1 ½	38,1	0.189	4,8	11.811	300	2.244	57	UP	UP	
12	304,8	1 ½	38,1	0.189	4,8	11.811	300	2.244	57	UP	UP	



<b>LBP 882T</b> – Sideflexing TAB, Heavy Duty Single Hinge												
Width		Pitch		Thickness		Sideflexing Radius		Hinge		Materials		
inch	mm	inch	mm	inch	mm	inch	mm	inch	mm	Plate	Roller	
3 ¼	95,3	1 ½	38,1	0.189	4,8	26.260	667	2.244	57	UP	UP	
4 ½	114,3	1 ½	38,1	0.189	4,8	24	609,6	2.244	57	UP	UP	
7 ½	190,5	1 ½	38,1	0.189	4,8	24	609,6	2.244	57	UP	UP	
10	254	1 ½	38,1	0.189	4,8	24	609,6	2.244	57	UP	UP	
12	304,8	1 ½	38,1	0.189	4,8	24	609,6	2.244	57	UP	UP	



<b>LBP 882M - Sideflexing Magnetic, Heavy Duty Single Hinge</b>												
Width		Pitch		Thickness		Sideflexing Radius		Hinge		Materials		
inch	mm	inch	mm	inch	mm	inch	mm	inch	mm	Plate	Roller	
7 ½	190,5	1 ½	38,1	0.189	4,8	24	609,6	2.244	57	UP	UP	
10	254	1 ½	38,1	0.189	4,8	24	609,6	2.244	57	UP	UP	
12	304,8	1 ½	38,1	0.189	4,8	24	609,6	2.244	57	UP	UP	

# ***FliteTop***<sup>®</sup> Biplanar Chains



<b>1700 - Sideflexing, Increased Product Support Surface</b>												
Width		Pitch		Thickness		Sideflexing Radius		Backflexing Radius		Materials		
inch	mm	inch	mm	inch	mm	inch	mm	inch	mm	Link		
2.17	55	1.97	50	0.157	4	5.512	140	1.969	50	UP	DK <sup>2</sup> WA	




<b>1702 - Sideflexing</b>												
Width		Pitch		Thickness		Sideflexing Radius		Backflexing Radius		Materials		
inch	mm	inch	mm	inch	mm	inch	mm	inch	mm	Link		
2.09	53	1.97	50	0.197	5	5.512	140	1.969	50	WA		



<b>1701T - Sideflexing TAB</b>												
Width		Pitch		Thickness		Sideflexing Radius		Backflexing Radius		Materials		
inch	mm	inch	mm	inch	mm	inch	mm	inch	mm	Link		
2.09	53	1.97	50	0.197	5	5.512	140	1.969	50	UP	DK <sup>2</sup> WA	

# Matveyor®

## 8 mm Nanopitch Belt



**NEW**

**8300** – Modular Belts, Imperial Standard, Solid Top

Width		Pitch		Thickness		Tracking Guide Version		Top Surface	Materials	
inch	mm	inch	mm	inch	mm	Without	With		Module	
6" (152,4 mm) or wider in 3" (76,2 mm) increments		0.315	8	0.242	6,15	Available	Not Available	Solid	<b>NEW</b> e-FAST.™	

# Matveyor®

## ½" Pitch Belts and Chains



**600** – Modular Belts and Dedicated Widths, Metric Standard, Solid Top, Flat Bottom Surface

Width		Pitch		Thickness		Tracking Guide Version		Top Surface	Materials			
inch	mm	inch	mm	inch	mm	Without	With		Module			
3.35	85	½	12,7	0.343	8,7	Available	Available	Solid	UP	DK <sup>2</sup>	PP	<b>NEW</b> e-FAST.™
6.69" (170 mm) or wider in 3.35" (85 mm) increments		½	12,7	0.343	8,7	Available	Available	Solid	UP	DK <sup>2</sup>	PP	e-FAST.™




**600G ATM** – Active Transfer Modules, Metric Standard, Solid Top

	Width		Pitch		Thickness		Tracking Guide Version		Top Surface	Materials	
	inch	mm	inch	mm	inch	mm	Without	With		Module	
Left version	4.33	110	½	12,7	0.343	8,7	Not Available	Available	Solid	UP	DK <sup>2</sup>
Right version	4.33	110	½	12,7	0.343	8,7	Not Available	Available	Solid	UP	DK <sup>2</sup>




**610** – Modular Belts and Dedicated Widths, Metric Standard, Solid Top, Round Bottom Surface

Width		Pitch		Thickness		Tracking Guide Version		Top Surface	Materials			
inch	mm	inch	mm	inch	mm	Without	With		Module			
3.35	85	½	12,7	0.343	8,7	Available	Available	Solid	UP	DK <sup>2</sup>	PP	<b>NEW</b> e-FAST.™
6.69" (170 mm) or wider in 3.35" (85 mm) increments		½	12,7	0.343	8,7	Available	Available	Solid	UP	DK <sup>2</sup>	PP	e-FAST.™




**500** – Modular Belts and Dedicated Widths, Metric Standard, Flush Grid

Width		Pitch		Thickness		Tracking Guide Version		Top Surface	Materials	
inch	mm	inch	mm	inch	mm	Without	With		Module	
3.35	85	½	12,7	0.343	8,7	Available	Available	Flush Grid	UP	PP
6.69" (170 mm) or wider in 3.35" (85 mm) increments		½	12,7	0.343	8,7	Available	Available	Flush Grid	UP	PP



**HF 510** – Modular Belts and Dedicated Widths, Metric Standard, Rubberized Surface, Full Cover

Width		Pitch		Thickness		Tracking Guide Version		Top Surface	Materials			
inch	mm	inch	mm	inch	mm	Without	With		Module		Rubber	
3.35	85	½	12,7	0.343	8,7	Available	Available	Rubber	ULF	PP	TPE	TPE
6.69" (170 mm) or wider in 3.35" (85 mm) increments		½	12,7	0.343	8,7	Available	Available	Rubber	ULF	PP	TPE	TPE



**NEW**

**HFS 510** – Modular Belts and Dedicated Widths, Metric Standard, Rubberized Surface, Side Indent

Width		Pitch		Thickness		Tracking Guide Version		Top Surface	Materials			
inch	mm	inch	mm	inch	mm	Without	With		Module		Rubber	
10.04" (255 mm) or wider in 3.35" (85 mm) increments		½	12,7	0.343	8,7	Available	Available	Rubber	ULF	PP	TPE	TPE



<b>LBP 610 – Modular Belts and Dedicated Widths, Metric Standard, LBP Rollers</b>											
Width		Pitch		Thickness		Tracking Guide Version		Top Surface	Materials		
inch	mm	inch	mm	inch	mm	Without	With		Module	Roller	
3.35	85	½	12,7	0.343	8,7	Available	Available	Rollers	UP	UP	
6.69" (170 mm) or wider in 3.35" (85 mm) increments		½	12,7	0.343	8,7	Available	Available	Rollers	UP	UP	



<b>300 – Modular Belts and Dedicated Widths, Imperial Standard, Solid Top</b>											
Width		Pitch		Thickness		Tracking Guide Version		Top Surface	Materials		
inch	mm	inch	mm	inch	mm	Without	With		Module		
3	76,2	½	12,7	0.343	8,7	Available	Not Available	Solid	UP	DK <sup>2</sup> PP <b>NEW</b> e-FAST <sup>2</sup>	
4 ½	114,3	½	12,7	0.343	8,7	Available	Not Available	Solid	UP	DK <sup>2</sup> PP e-FAST <sup>2</sup>	
6" (152,4 mm) or wider in 3" (76,2 mm) increments		½	12,7	0.343	8,7	Available	Not Available	Solid	UP	DK <sup>2</sup> PP e-FAST <sup>2</sup>	



<b>300G ATM – Active Transfer Modules, Imperial Standard, Solid Top</b>											
	Width		Pitch		Thickness		Tracking Guide Version		Top Surface	Materials	
	inch	mm	inch	mm	inch	mm	Without	With		Module	
Left version	6.30	160	½	12,7	0.343	8,7	Not Available	Available	Solid	UP	DK <sup>2</sup>
Right version	6.30	160	½	12,7	0.343	8,7	Not Available	Available	Solid	UP	DK <sup>2</sup>



<b>200 – Modular Belts and Dedicated Widths, Imperial Standard, Flush Grid</b>											
Width		Pitch		Thickness		Tracking Guide Version		Top Surface	Materials		
inch	mm	inch	mm	inch	mm	Without	With		Module		
3	76,2	½	12,7	0.343	8,7	Available	Not Available	Flush grid	UP	PP	
6" (152,4 mm) or wider in 3" (76,2 mm) increments		½	12,7	0.343	8,7	Available	Not Available	Flush grid	UP	PP	



<b>HF 200 – Modular Belts and Dedicated Widths, Imperial Standard, Rubberized Surface, Full Cover</b>												
Width		Pitch		Thickness		Tracking Guide Version		Top Surface	Materials			
inch	mm	inch	mm	inch	mm	Without	With		Module		Rubber	
3	76,2	½	12,7	0.343	8,7	Available	Not Available	Rubber	ULF	PP	TPE	TPE
6" (152,4 mm) or wider in 3" (76,2 mm) increments		½	12,7	0.343	8,7	Available	Not Available	Rubber	ULF	PP	TPE	TPE



<b>611 – Narrow Chains, Solid Top</b>										
Width		Pitch		Thickness		Tracking Guide Version		Top Surface	Materials	
inch	mm	inch	mm	inch	mm	Without	With		Module	
1.14	29	½	12,7	0.343	8,7	Not Available	Available	Solid	UP	
1.34	34	½	12,7	0.343	8,7	Available	Available	Solid	UP	
1.46	37	½	12,7	0.343	8,7	Available	Available	Solid	UP	
2.01	51	½	12,7	0.343	8,7	Available	Available	Solid	UP	
2.99	76	½	12,7	0.343	8,7	Available	Available	Solid	UP	



<b>RR 611 – Narrow Chains, Raised Rib</b>										
Width		Pitch		Thickness		Tracking Guide Version		Top Surface	Materials	
inch	mm	inch	mm	inch	mm	Without	With		Module	
1.14	29	½	12,7	0.343	8,7	Available	Not Available	Raised Rib	UP	
1.46	37	½	12,7	0.343	8,7	Available	Available	Raised Rib	UP	
1.81	46	½	12,7	0.343	8,7	Available	Not Available	Raised Rib	UP	
2.17	55	½	12,7	0.343	8,7	Available	Not Available	Raised Rib	UP	
2.99	76	½	12,7	0.343	8,7	Available	Not Available	Raised Rib	UP	




HF 500 – Narrow Chain, Rubberized Surface										
Width		Pitch		Thickness		Tracking Guide Version		Top Surface	Materials	
inch	mm	inch	mm	inch	mm	Without	With		Module	Rubber
2	51	½	12,7	0.343	8,7	Available	Not Available	Rubber	PP	TPE



650M – Sideflexing Magnetic Chain, Solid Top										
Width		Pitch		Thickness		Tracking Guide Version		Top Surface	Materials	
inch	mm	inch	mm	inch	mm	Without	With		Module	
3.30	83,8	½	12,7	0.343	8,7	Available	Not Available	Solid	UP	DK <sup>2</sup> e-FAST <sup>2</sup>

# Matveyor®

## 1" Pitch Light Duty Belts and Chains




1600 – Modular Belts and Dedicated Widths, Metric Standard, Solid Top										
Width		Pitch		Thickness		Tracking Guide Version		Top Surface	Materials	
inch	mm	inch	mm	inch	mm	Without	With		Module	
3.30	83,8	1	25,4	0.343	8,7	Not Available	Available	Solid	UP	DK <sup>2</sup> e-FAST <sup>2</sup>
3.35	85	1	25,4	0.343	8,7	Available	Available	Solid	UP	DK <sup>2</sup> e-FAST <sup>2</sup>
6.69" (170 mm) or wider in 3.35" (85 mm) increments		1	25,4	0.343	8,7	Available	Available	Solid	UP	DK <sup>2</sup> e-FAST <sup>2</sup>



1600G ATM – Active Transfer Modules, Metric Standard, Solid Top											
	Width		Pitch		Thickness		Tracking Guide Version		Top Surface	Materials	
	inch	mm	inch	mm	inch	mm	Without	With		Module	
Left version	4.33	110	1	25,4	0.343	8,7	Not Available	Available	Solid	UP	DK <sup>2</sup> e-FAST <sup>2</sup>
Right version	4.33	110	1	25,4	0.343	8,7	Not Available	Available	Solid	UP	DK <sup>2</sup> e-FAST <sup>2</sup>
Right version	7.68	195	1	25,4	0.343	8,7	Not Available	Available	Solid	UP	DK <sup>2</sup> e-FAST <sup>2</sup>




1501 – Dedicated Widths, Metric Standard, Flush Grid										
Width		Pitch		Thickness		Tracking Guide Version		Top Surface	Materials	
inch	mm	inch	mm	inch	mm	Without	With		Module	
3.30	83,8	1	25,4	0.343	8,7	Not Available	Available	Flush Grid	UP	DK <sup>2</sup> e-FAST <sup>2</sup>
3.35	85	1	25,4	0.343	8,7	Not Available	Available	Flush Grid	UP	DK <sup>2</sup> e-FAST <sup>2</sup>



1500 – Modular Belts and Dedicated Widths, Metric Standard, Flush Grid										
Width		Pitch		Thickness		Tracking Guide Version		Top Surface	Materials	
inch	mm	inch	mm	inch	mm	Without	With		Module	
3.35	85	1	25,4	0.343	8,7	Available	Not Available	Flush Grid	UP	DK <sup>2</sup> PP e-FAST <sup>2</sup>
6.69" (170 mm) or wider in 3.35" (85 mm) increments		1	25,4	0.343	8,7	Available	Available	Flush Grid	UP	DK <sup>2</sup> PP e-FAST <sup>2</sup>




1500G ATM – Active Transfer Modules, Metric Standard, Flush Grid											
	Width		Pitch		Thickness		Tracking Guide Version		Top Surface	Materials	
	inch	mm	inch	mm	inch	mm	Without	With		Module	
Right version	7.68	195	1	25,4	0.343	8,7	Not Available	Available	Flush Grid	UP	DK <sup>2</sup> e-FAST <sup>2</sup>



RR 1500 – Modular Belts, Metric Standard, Raised Rib										
Width		Pitch		Thickness		Tracking Guide Version		Top Surface	Materials	
inch	mm	inch	mm	inch	mm	Without	With		Module	
6.69" (170 mm) or wider in 3.35" (85 mm) increments		1	25,4	0.343	8,7	Available	Not Available	Raised Rib	UP	




HF 1600 – Modular Belts and Dedicated Widths, Metric Standard, Rubberized Surface, Full Cover												
Width		Pitch		Thickness		Tracking Guide Version		Top Surface	Materials			
inch	mm	inch	mm	inch	mm	Without	With		Module		Rubber	
3.35	85	1	25,4	0.343	8,7	Available	Available	Rubber	ULF	PP	TPE	TPE
6.69" (170 mm) or wider in 3.35" (85 mm) increments		1	25,4	0.343	8,7	Available	Available	Rubber	ULF	PP	TPE	TPE



HFS 1600 – Modular Belts, Metric Standard, Rubberized Surface, Side Indent												
Width		Pitch		Thickness		Tracking Guide Version		Top Surface	Materials			
inch	mm	inch	mm	inch	mm	Without	With		Module			
10.04" (255 mm) or wider in 3.35" (85 mm) increments		1	25,4	0.343	8,7	Available	Available	Rubber	ULF	PP	TPE	TPE




RR 1600 – Dedicated Widths, Raised Rib										
Width		Pitch		Thickness		Tracking Guide Version		Top Surface	Materials	
inch	mm	inch	mm	inch	mm	Without	With		Module	
1.18	30	1	25,4	0.343	8,7	Available	Not Available	Raised Rib	UP	PP
1.52	38,5	1	25,4	0.343	8,7	Available	Not Available	Raised Rib	UP	PP
1.85	47	1	25,4	0.343	8,7	Available	Not Available	Raised Rib	UP	PP
2.28	58	1	25,4	0.343	8,7	Available	Not Available	Raised Rib	UP	PP



1110 – Modular Belts, Imperial Standard, Raised Rib										
Width		Pitch		Thickness		Tracking Guide Version		Top Surface	Materials	
inch	mm	inch	mm	inch	mm	Without	With		Module	
6" (152,4 mm) or wider in 3" (76,2 mm) increments		1	25,4	0.378	9,6	Available	Not Available	Raised Rib	UP	PP

# Matveyor®

## 3/4" Pitch Medium Duty Belts and Chains














7300 – Modular Belts and Dedicated Widths, Imperial Standard, Solid Top												
Width		Pitch		Thickness		Tracking Guide Version		Top Surface	Materials			
inch	mm	inch	mm	inch	mm	Without	With		Module			
3 1/4	82,6	3/4	19,05	0.343	8,7	Available	Available	Solid	UP	DK <sup>2</sup>	e-FAST <sup>2</sup>	NEW
4 1/2	114,3	3/4	19,05	0.343	8,7	Available	Available	Solid	UP	DK <sup>2</sup>	e-FAST <sup>2</sup>	
6	152,4	3/4	19,05	0.343	8,7	Available	Available	Solid	UP	DK <sup>2</sup>	e-FAST <sup>2</sup>	
7 1/2	190,5	3/4	19,05	0.343	8,7	Available	Available	Solid	UP	DK <sup>2</sup>	e-FAST <sup>2</sup>	
9" (228,6mm) or wider in 3" (76,2mm) increments		3/4	19,05	0.343	8,7	Available	Not Available	Solid	UP	DK <sup>2</sup>	e-FAST <sup>2</sup>	



7300G ATM – Active Transfer Modules, Imperial Standard, Solid Top													
	Width		Pitch		Thickness		Tracking Guide Version		Top Surface	Materials			
	inch	mm	inch	mm	inch	mm	Without	With		Module			
Left version	6.3	160	3/4	19,05	0.343	8,7	Not Available	Available	Solid	UP	DK <sup>2</sup>	e-FAST <sup>2</sup>	NEW
Right version	6.3	160	3/4	19,05	0.343	8,7	Not Available	Available	Solid	UP	DK <sup>2</sup>	e-FAST <sup>2</sup>	
Left version	9.3	236,2	3/4	19,05	0.343	8,7	Not Available	Available	Solid	UP	DK <sup>2</sup>	e-FAST <sup>2</sup>	
Right version	9.3	236,2	3/4	19,05	0.343	8,7	Not Available	Available	Solid	UP	DK <sup>2</sup>	e-FAST <sup>2</sup>	








<b>7200</b> – Modular Belts and Dedicated Widths, Imperial Standard, Flush Grid											
Width		Pitch		Thickness		Tracking Guide Version		Top Surface	Materials		
inch	mm	inch	mm	inch	mm	Without	With		Module		
3 ¼	82,6	¾	19,05	0.343	8,7	Available	Available	Flush Grid	UP		
4 ½	114,3	¾	19,05	0.343	8,7	Available	Available	Flush Grid	UP		
6	152,4	¾	19,05	0.343	8,7	Available	Available	Flush Grid	UP		
7 ½	190,5	¾	19,05	0.343	8,7	Available	Available	Flush Grid	UP		
9" (228,6mm) or wider in 3" (76,2mm) increments		¾	19,05	0.343	8,7	Available	Not Available	Flush Grid	UP		



# Matveyor®


## 1" Pitch Heavy Duty Belts and Chains







<b>USPM</b> – Modular Belts and Dedicated Widths, Metric Standard, Solid Top											
Width		Pitch		Thickness		Tracking Guide Version		Top Surface	Materials		
inch	mm	inch	mm	inch	mm	Without	With		Module		
3.30	83,8	1	25,4	0.500	12,7	Not Available	Available	Solid	UP		AR
3.35	85	1	25,4	0.500	12,7	Available	Available	Solid	UP		AR
6.69" (170 mm) or wider in 3.35"		1	25,4	0.500	12,7	Available	Available	Solid	UP		AR





<b>USPMG ATM</b> – Active Transfer Modules, Metric Standard, Solid Top												
	Width		Pitch		Thickness		Tracking Guide Version		Top Surface	Materials		
	inch	mm	inch	mm	inch	mm	Without	With		Module		
Left version	5.02	127,5	1	25,4	0.500	12,7	Not Available	Available	Solid	UP		AR
Right version	5.02	127,5	1	25,4	0.500	12,7	Not Available	Available	Solid	UP		AR



<b>HF USPM</b> – Modular Belts and Dedicated Widths, Metric Standard, Rubberized Surface, Full Cover												
Width		Pitch		Thickness		Tracking Guide Version		Top Surface	Materials			
inch	mm	inch	mm	inch	mm	Without	With		Module		Rubber	
3.35	85	1	25,4	0.500	12,7	Available	Available	Rubber	ULF	PP		
6.69" (170 mm) or wider in 3.35" (85 mm) increments		1	25,4	0.500	12,7	Available	Available	Rubber	ULF	PP		



<b>HFS USPM</b> – Modular Belts, Metric Standard, Rubberized Surface, Side Indent												
Width		Pitch		Thickness		Tracking Guide Version		Top Surface	Materials			
inch	mm	inch	mm	inch	mm	Without	With		Module		Rubber	
10.04" (255 mm) or wider in 3.35" (85 mm) increments		1	25,4	0.500	12,7	Available	Available	Rubber	ULF	PP		




<b>LBP USPM</b> – Modular Belts and Dedicated Widths, Metric Standard, LBP Rollers											
Width		Pitch		Thickness		Tracking Guide Version		Top Surface	Materials		
inch	mm	inch	mm	inch	mm	Without	With		Module	Roller	
3.35	85	1	25,4	0.500	12,7	Available	Available	Rollers	UP	UP	
6.69" (170 mm) or wider in 3.35" (85 mm) increments		1	25,4	0.500	12,7	Available	Available	Rollers	UP	UP	



**LBP XSPM – Modular Belts and Dedicated Widths, Metric Standard, LBP Rollers, Safety Design**

Width		Pitch		Thickness		Tracking Guide Version		Top Surface	Materials	
inch	mm	inch	mm	inch	mm	Without	With		Module	Roller
3.35	85	1	25,4	0.433	11	Available	Available	Rollers	UP	UP
6.69" (170 mm) or wider in 3.35" (85 mm) increments		1	25,4	0.433	11	Available	Available	Rollers	UP	UP



**USP – Modular Belts and Dedicated Widths, Imperial Standard, Solid Top**

Width		Pitch		Thickness		Tracking Guide Version		Top Surface	Materials	
inch	mm	inch	mm	inch	mm	Without	With		Module	
3 ¼	82,6	1	25,4	0.500	12,7	Available	Available	Solid	UP	DK <sup>2</sup> AR
4 ½	114,3	1	25,4	0.500	12,7	Available	Available	Solid	UP	DK <sup>2</sup> AR
7 ½	190,5	1	25,4	0.500	12,7	Available	Available	Solid	UP	DK <sup>2</sup> AR
6" (152,4 mm) or wider in 3" (76,2 mm) increments		1	25,4	0.500	12,7	Available	Not Available	Solid	UP	DK <sup>2</sup> AR



**USPG ATM – Active Transfer Modules, Imperial Standard, Solid Top**

	Width		Pitch		Thickness		Tracking Guide Version		Top Surface	Materials	
	inch	mm	inch	mm	inch	mm	Without	With		Module	
Left version	6	152,4	1	25,4	0.500	12,7	Not Available	Available	Solid	UP	DK <sup>2</sup> AR
Left version	9	228,6	1	25,4	0.500	12,7	Not Available	Available	Solid	UP	DK <sup>2</sup> AR
Right version	6	152,4	1	25,4	0.500	12,7	Not Available	Available	Solid	UP	DK <sup>2</sup> AR
Right version	9	228,6	1	25,4	0.500	12,7	Not Available	Available	Solid	UP	DK <sup>2</sup> AR



**NEW 1305 – Modular Belts and Dedicated Widths, Imperial Standard, Solid Top**

Width		Pitch		Thickness		Tracking Guide Version		Top Surface	Materials	
inch	mm	inch	mm	inch	mm	Without	With		Module	
3 ¼	82,6	1	25,4	0.500	12,7	Available	Available	Solid	UP	DK <sup>2</sup> AR
4 ½	114,3	1	25,4	0.500	12,7	Available	Available	Solid	UP	DK <sup>2</sup> AR
6	152,4	1	25,4	0.500	12,7	Available	Not Available	Solid	UP	DK <sup>2</sup> AR
7 ½	190,5	1	25,4	0.500	12,7	Available	Available	Solid	UP	DK <sup>2</sup> AR
15	381,0	1	25,4	0.500	12,7	Available	Not Available	Solid	UP	DK <sup>2</sup> AR
9" (228,6 mm) or wider in 3" (76,2 mm) increments		1	25,4	0.500	12,7	Available	Not Available	Solid	UP	DK <sup>2</sup> AR



**NEW 1305G ATM – Active Transfer Modules, Imperial Standard, Solid Top**

	Width		Pitch		Thickness		Tracking Guide Version		Top Surface	Materials	
	inch	mm	inch	mm	inch	mm	Without	With		Module	
Left version	6.3	160,0	1	25,4	0.500	12,7	Not Available	Available	Solid	UP	DK <sup>2</sup> AR
Left version	9.3	236,2	1	25,4	0.500	12,7	Not Available	Available	Solid	UP	DK <sup>2</sup> AR
Right version	6.3	160,0	1	25,4	0.500	12,7	Not Available	Available	Solid	UP	DK <sup>2</sup> AR
Right version	9.3	236,2	1	25,4	0.500	12,7	Not Available	Available	Solid	UP	DK <sup>2</sup> AR



**NEW 1405 – Modular Belts and Dedicated Widths, Imperial Standard, Perforated Top**

Width		Pitch		Thickness		Tracking Guide Version		Top Surface	Materials	
inch	mm	inch	mm	inch	mm	Without	With		Module	
3 ¼	82,6	1	25,4	0.500	12,7	Available	Available	Perforated	UP	
4 ½	114,3	1	25,4	0.500	12,7	Available	Available	Perforated	UP	
6	152,4	1	25,4	0.500	12,7	Available	Not Available	Perforated	UP	
7 ½	190,5	1	25,4	0.500	12,7	Available	Available	Perforated	UP	
15	381,0	1	25,4	0.500	12,7	Available	Not Available	Perforated	UP	
9" (228,6 mm) or wider in 3" (76,2 mm) increments		1	25,4	0.500	12,7	Available	Not Available	Perforated	UP	

# Matveyor®

## 1" Pitch Sideflexing Chains



783T - TAB, Solid Top, Light Duty										
Width		Pitch		Thickness		Sideflexing Radius		Top Surface	Materials	
inch	mm	inch	mm	inch	mm	inch	mm		Plate	<b>NEW</b>
3 ¼	82,6	1	25,4	0.343	8,7	18	457,2	Solid	UP	DK <sup>2</sup> e-FAST <sup>2</sup>
3.30	83,8	1	25,4	0.343	8,7	18	457,2	Solid	UP	DK <sup>2</sup> e-FAST <sup>2</sup>
4 ½	114,3	1	25,4	0.343	8,7	24	609,6	Solid	UP	DK <sup>2</sup> e-FAST <sup>2</sup>



783M - Magnetic, Solid Top, Light Duty										
Width		Pitch		Thickness		Sideflexing Radius		Top Surface	Materials	
inch	mm	inch	mm	inch	mm	inch	mm		Plate	<b>NEW</b>
3.30	83,8	1	25,4	0.343	8,7	19.685	500	Solid	UP	DK <sup>2</sup> e-FAST <sup>2</sup>



782M - Magnetic, Flush Grid, Light Duty										
Width		Pitch		Thickness		Sideflexing Radius		Top Surface	Materials	
inch	mm	inch	mm	inch	mm	inch	mm		Plate	<b>NEW</b>
3.30	83,8	1	25,4	0.343	8,7	19.685	500	Flush Grid	UP	DK <sup>2</sup> e-FAST <sup>2</sup>



793T - TAB, Solid Top, Heavy Duty										
Width		Pitch		Thickness		Sideflexing Radius		Top Surface	Materials	
inch	mm	inch	mm	inch	mm	inch	mm		Plate	
3 ¼	82,6	1	25,4	0.50	12,7	18	457,2	Solid	UP	DK <sup>2</sup> AR
3.30	83,8	1	25,4	0.50	12,7	18	457,2	Solid	UP	DK <sup>2</sup> AR
4 ½	114,3	1	25,4	0.50	12,7	24	609,6	Solid	UP	DK <sup>2</sup> AR



793M - Magnetic, Solid Top, Heavy Duty										
Width		Pitch		Thickness		Sideflexing Radius		Top Surface	Materials	
inch	mm	inch	mm	inch	mm	inch	mm		Plate	
3.30	83,8	1	25,4	0.50	12,7	19.685	500	Solid	UP	DK <sup>2</sup> AR
4 ½	114,3	1	25,4	0.50	12,7	19.685	500	Solid	UP	DK <sup>2</sup> AR



793L - Low Pin Center, Solid Top, Heavy Duty										
Width		Pitch		Thickness		Sideflexing Radius		Top Surface	Materials	
inch	mm	inch	mm	inch	mm	inch	mm		Plate	
4 ½	114,3	1	25,4	0.50	12,7	24	609,6	Solid	UP	DK <sup>2</sup>

## 1 ¼" Heavy Duty Sideflexing Belts



### 2556HTB - Modular Belts, Metric Standard, TAB+Bearing, Reinforced Outer Modules

Width		Pitch		Thickness		Medium Sideflexing Radius		Top Surface	Materials
inch	mm	inch	mm	inch	mm	inch	mm		Module
10.04	255	1 ¼	31,75	0.500	12,7	23.622	600	Flush Grid	UP
13.39	340	1 ¼	31,75	0.500	12,7	31.496	800	Flush Grid	UP
16.73	425	1 ¼	31,75	0.500	12,7	39.370	1000	Flush Grid	UP
20.08	510	1 ¼	31,75	0.500	12,7	47.244	1200	Flush Grid	UP
23.43	595	1 ¼	31,75	0.500	12,7	55.118	1400	Flush Grid	UP
26.77	680	1 ¼	31,75	0.500	12,7	62.992	1600	Flush Grid	UP
30.12	765	1 ¼	31,75	0.500	12,7	70.866	1800	Flush Grid	UP
33.46	850	1 ¼	31,75	0.500	12,7	78.740	2000	Flush Grid	UP



### 2556HTB-SR Modular Belts, Metric Standard, TAB+Bearing, Reinforced Outer Modules, Reduced Sideflexing Radius

Width		Pitch		Thickness		Medium Sideflexing Radius		Top Surface	Materials
inch	mm	inch	mm	inch	mm	inch	mm		Module
13.39	340	1 ¼	31,75	0.500	12,7	19.685	500	Flush Grid	UP
16.73	425	1 ¼	31,75	0.500	12,7	23.622	600	Flush Grid	UP
20.08	510	1 ¼	31,75	0.500	12,7	31.496	800	Flush Grid	UP
23.43	595	1 ¼	31,75	0.500	12,7	39.370	1000	Flush Grid	UP
26.77	680	1 ¼	31,75	0.500	12,7	47.244	1200	Flush Grid	UP
30.12	765	1 ¼	31,75	0.500	12,7	55.118	1400	Flush Grid	UP
33.46	850	1 ¼	31,75	0.500	12,7	62.992	1600	Flush Grid	UP

**NEW**

## Heavy Duty Fixed Radius Belts

**NEW**

### 4650 - Modular Belts, Metric Standard, Solid Top


Width		Thickness		Minimum Inner Sideflexing Radius		Top Surface	Materials
inch	mm	inch	mm	inch	mm		Module
13.39	340	0.343	8,7	23.622	600	Solid	UP
16.73	425	0.343	8,7	23.622	600	Solid	UP
20.08	510	0.343	8,7	23.622	600	Solid	UP
23.43	595	0.343	8,7	23.622	600	Solid	UP
26.77	680	0.343	8,7	23.622	600	Solid	UP
30.12	765	0.343	8,7	23.622	600	Solid	UP
33.46	850	0.343	8,7	23.622	600	Solid	UP
36.81	935	0.343	8,7	23.622	600	Solid	UP
40.16	1020	0.343	8,7	23.622	600	Solid	UP



**NEW**

### HF 4650 - Modular Belts, Metric Standard, Rubberized Top

Width		Thickness		Minimum Inner Sideflexing Radius		Top Surface	Materials
inch	mm	inch	mm	inch	mm		Module
13.39	340	0.343	8,7	23.622	600	Rubber	UP
16.73	425	0.343	8,7	23.622	600	Rubber	UP
20.08	510	0.343	8,7	23.622	600	Rubber	UP
23.43	595	0.343	8,7	23.622	600	Rubber	UP
26.77	680	0.343	8,7	23.622	600	Rubber	UP
30.12	765	0.343	8,7	23.622	600	Rubber	UP
33.46	850	0.343	8,7	23.622	600	Rubber	UP
36.81	935	0.343	8,7	23.622	600	Rubber	UP
40.16	1020	0.343	8,7	23.622	600	Rubber	UP



# Matveyor®

## 2" Pitch Heavy Duty Raised Ribs Belts




**NEW**

### 3135 – Modular Belts, Imperial Standard, Raised Rib, Seamless Product Support at the Edges of the Belt

Width		Pitch		Thickness		Tracking Guide Version		Top Surface	Materials
inch	mm	inch	mm	inch	mm	Without	With		Module
12" (304,8mm) or wider in 3" (76,2mm) increments		2	50,8	0.580	14,2	Available	Not Available	Raised Rib	PP


# ULTOP®

## 1 ½" Heavy Duty UCC Chains



### UCC – Dedicated Widths, Imperial Standard, Solid Top

Width		Pitch		Thickness		Tracking Guide Version		Top Surface	Materials
inch	mm	inch	mm	inch	mm	Without	With		Module
3 ¼	82,6	1 ½	38,1	0.500	12,7	Available	Not Available	Solid	ULF
4 ½	114,3	1 ½	38,1	0.500	12,7	Available	Not Available	Solid	ULF
6	152,4	1 ½	38,1	0.500	12,7	Available	Not Available	Solid	ULF
7 ½	190,5	1 ½	38,1	0.500	12,7	Available	Not Available	Solid	ULF
12	304,8	1 ½	38,1	0.500	12,7	Available	Not Available	Solid	ULF
15	381,0	1 ½	38,1	0.500	12,7	Available	Not Available	Solid	ULF
18	457,2	1 ½	38,1	0.500	12,7	Available	Not Available	Solid	ULF
24	609,6	1 ½	38,1	0.500	12,7	Available	Not Available	Solid	ULF



### UCCG ATM – Active Transfer Modules, Imperial Standard, Solid Top

Width		Pitch		Thickness		Tracking Guide Version		Top Surface	Materials
inch	mm	inch	mm	inch	mm	Without	With		Module
6 ½	165,1	1 ½	38,1	0.500	12,7	Not Available	Available	Solid	ULF
9 ½	241,3	1 ½	38,1	0.500	12,7	Not Available	Available	Solid	ULF



### UCC 138 – Dedicated Widths, Imperial Standard, Solid Top

Width		Pitch		Thickness		Tracking Guide Version		Top Surface	Materials
inch	mm	inch	mm	inch	mm	Without	With		Module
1.40	34,9	¾	19,05	0.591	15	Available	Not Available	Solid	ULF

# Components

## Molded Sprockets.



For FliteTop® Chains,  
Matveyor® Belts and Chains,  
ULTOP® Chains

**Sprockets Type:**

Drive Sprockets  
Idler Sprockets  
Idler Wheels

**Availability of:**

Solid & Split Sprockets

**Bore Type:**

Square (Metric - Imperial)  
Round (Metric - Imperial)

## Machined Sprockets.



For FliteTop® Chains,  
Matveyor® Belts and Chains,  
ULTOP® Chains

**Sprockets Type:**

Drive Sprockets  
Idler Sprockets  
Idler Wheels

**Availability of:**

Solid & Split Sprockets

**Bore Type:**

Square (Metric - Imperial)  
Round (Metric - Imperial)

## Combs.



Transfer Combs for Raised  
Rib Belts and Chains

**For Belts/Chains:**


RR 845  
HF RR 845  
RR 611  
RR 1500  
RR 1600  
1110  
3135

**Availability of:**

Short Fingers  
Long Fingers

**NEW**

## Active Transfer Combs.



Active Transfer Combs for Raised  
Rib Belts

**For Belts/Chains:**

3135

## Magnetic Curves.



For FliteTop® and Matveyor®  
Chains

Available in  material

## TAB Curves.



For FliteTop® and Matveyor®  
Chains

Available in  material

## Bevel Curves.



For FliteTop® Chains

Available in  material

## Low Pin Center Curves.



For Matveyor® Chains

Available in  material

# Components

## Static Nosebars.



For end-to-end transfer using Matveyor® Belts

**For belts:**  
½" Pitch Belts

## Dynamic Nosebars.



For end-to-end transfer using Matveyor® Belts

**For belts:**  
½" Pitch Belts

## Plastic Roller Transfer Plates.



For FliteTop® Chains, Matveyor® Belts and Chains, ULTOP® Chains

**Provide to:**  
Head to Tail Transfers  
90° Product Transfers

**Availability of:**  
2-3-5 roller rows  
85 & 115 mm widths

**NEW**

## Steel Roller Transfer Plates.



For Matveyor® Belts

**Provide to:**  
Head to Tail Transfers

**Availability of:**  
2-3 roller rows  
85 mm width

## Return Rollers.



For FliteTop® Chains, Matveyor® Belts and Chains, ULTOP® Chains

**Rollers type:**  
Solid  
Rubberized

**Availability of:**  
Standard version  
Flanged version

## Return Guide Flanges.



For FliteTop® Chains, Matveyor® Belts and Chains, ULTOP® Chains

## Return Shoe Guide.



For FliteTop® LBP Chains and Matveyor® LBP Belts

## Chain Guide Wear Strips.



For FliteTop® Chains, Matveyor® Belts and Chains, ULTOP® Chains  
Available in **e-SLIDE** material

## Product Side Guide.



**Availability of:**  
Stainless steel clamp

## Turning Discs.



For FliteTop® 1700 Series Chains



## PERFORMANCE IN MOTION

### ITALY

REGINA CATENE CALIBRATE S.p.A.  
HEAD OFFICE:  
Via Monza, 90  
23870 Cernusco Lombardone (LC) - Italy  
Tel. +39 039 99801  
Fax +39 039 9905229  
sales@reginachain.net

### USA

REGINA USA, INC.  
305 E. Mahn Court  
Oak Creek, WI 53154 - USA  
Tel. 001 414 5710032  
Fax 001 414 5710225  
sales.us@reginachain.net

### FRANCE

REGINA INDUSTRIE s.a.r.l.  
Z.A.C. des Chatelliers  
34 Rue des Frères Lumière  
45800 Saint Jean De Braye - France  
Tel. +33 238 836363  
Fax +33 238 836413  
sales.fr@reginachain.net

### MEXICO

REGINA de MEXICO S.A. de C.V.  
Av. Aviación 5051-28  
Col. San Juan de Ocotan  
45019 Zapopan, Jalisco – Mexico  
Tel. +52 33 3627 4043  
Fax +52 33 3627 3930  
sales.mx@reginachain.net

### CHINA

REGINA TIANJIN CHAIN & BELT CO., LTD.  
Xi Qing Economic Development Area,  
Xiang Rui Road n. 17  
Tian Xiang Industrial Zone  
300385 Tian Jin - China  
Tel. +86 22 83961223  
Fax +86 22 83961202  
sales.cn@reginachain.net

### UNITED KINGDOM

REGINA INTERNATIONAL LIMITED  
Unit 1, Dyneley Road,  
Greenbank Business Park  
Whitebirk, Blackburn,  
Lancs BB1 3AB - United Kingdom  
Tel. +44 1254 661116  
Fax +44 1254 59456  
sales.uk@reginachain.net

### ARGENTINA

REGINA INTERNATIONAL S.A.  
Parque Industrial PIBA II- UF 35  
Martin de Gainza 1802 (B1736JTR),Trujui,  
Partido de Moreno, Buenos Aires – Argentina  
Tel. +54 11 1541411753  
sales.ar@reginachain.net

### GERMANY

REGINA CATENE CALIBRATE S.p.A.  
BRANCH  
Giselherstrasse 56  
44319 - Dortmund - Germany  
Tel. +49 231 95983001  
sales.de@reginachain.net

### SPAIN

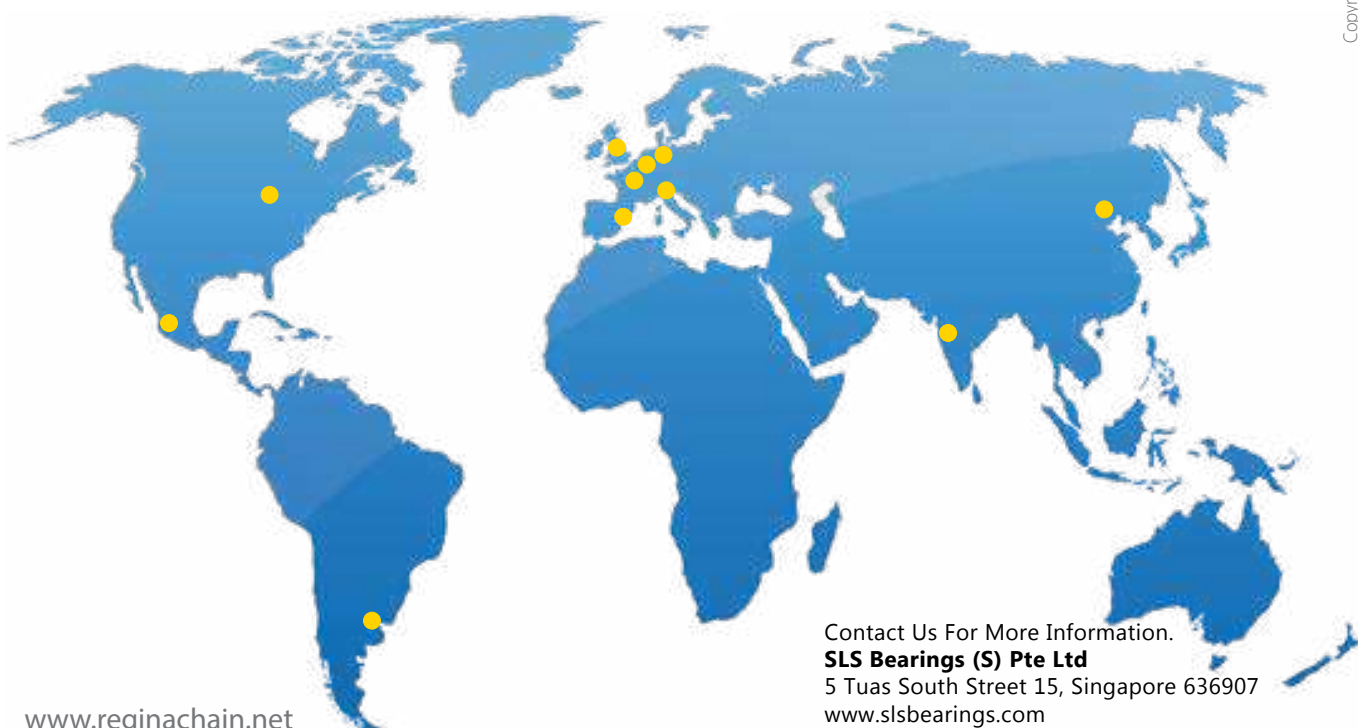
CADENAS REGINA ESPAÑA, S.L.  
Calle Industria, 37  
08120 La Llagosta - Barcelona - España  
Tel. +34 93 5742838  
Fax +34 93 5740735  
sales.es@reginachain.net

### THE NETHERLANDS

SALES OFFICE  
Tel. +31 610681114  
sales.nl@reginachain.net

### INDIA

SALES OFFICE  
Tel. +91 9657009001  
sales.in@reginachain.net



www.reginachain.net

Contact Us For More Information.  
**SLS Bearings (S) Pte Ltd**  
5 Tuas South Street 15, Singapore 636907  
www.slsbearings.com  
Visit SLS e-shop : shop.slsbearings.com/sg  
Phone : (65) 6515 0515  
Email : contact.us@slsbearings.com.sg